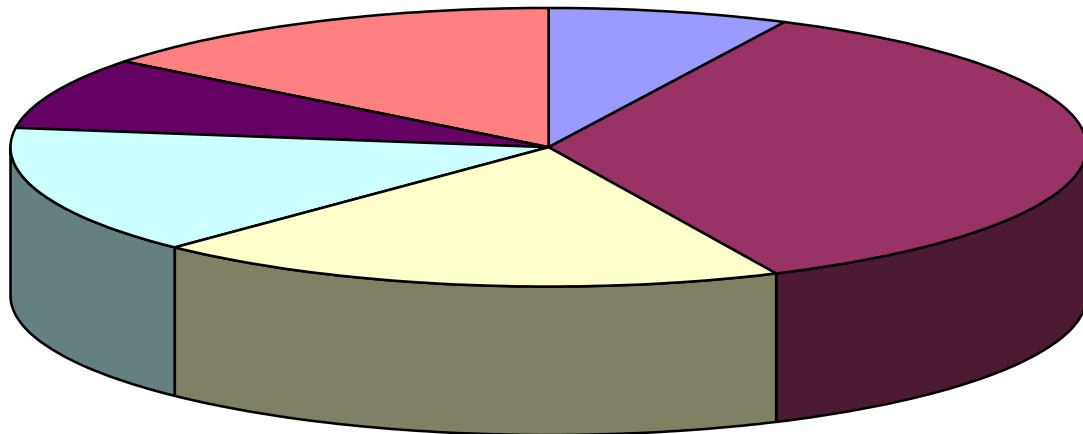


**Sample Client
Subrogation/Workers' Compensation Stratification**

Dollar Range	Member Count	Claim Count	Total Paid	% Total
> \$0 and < \$101	8,054	16,836	\$ 126,397.06	7.23%
> \$100 and < \$1,001	2,094	8,909	\$ 626,238.98	35.84%
> \$1,000 and < \$2,501	222	2,017	\$ 336,313.57	19.25%
> \$2,500 And < \$5,001	74	841	\$ 261,641.29	14.97%
> \$5000 and < \$10,001	21	248	\$ 142,800.65	8.17%
> \$10,000	12	213	\$ 254,114.55	14.54%
	10,477	29,064	\$ 1,747,506.10	100.00%

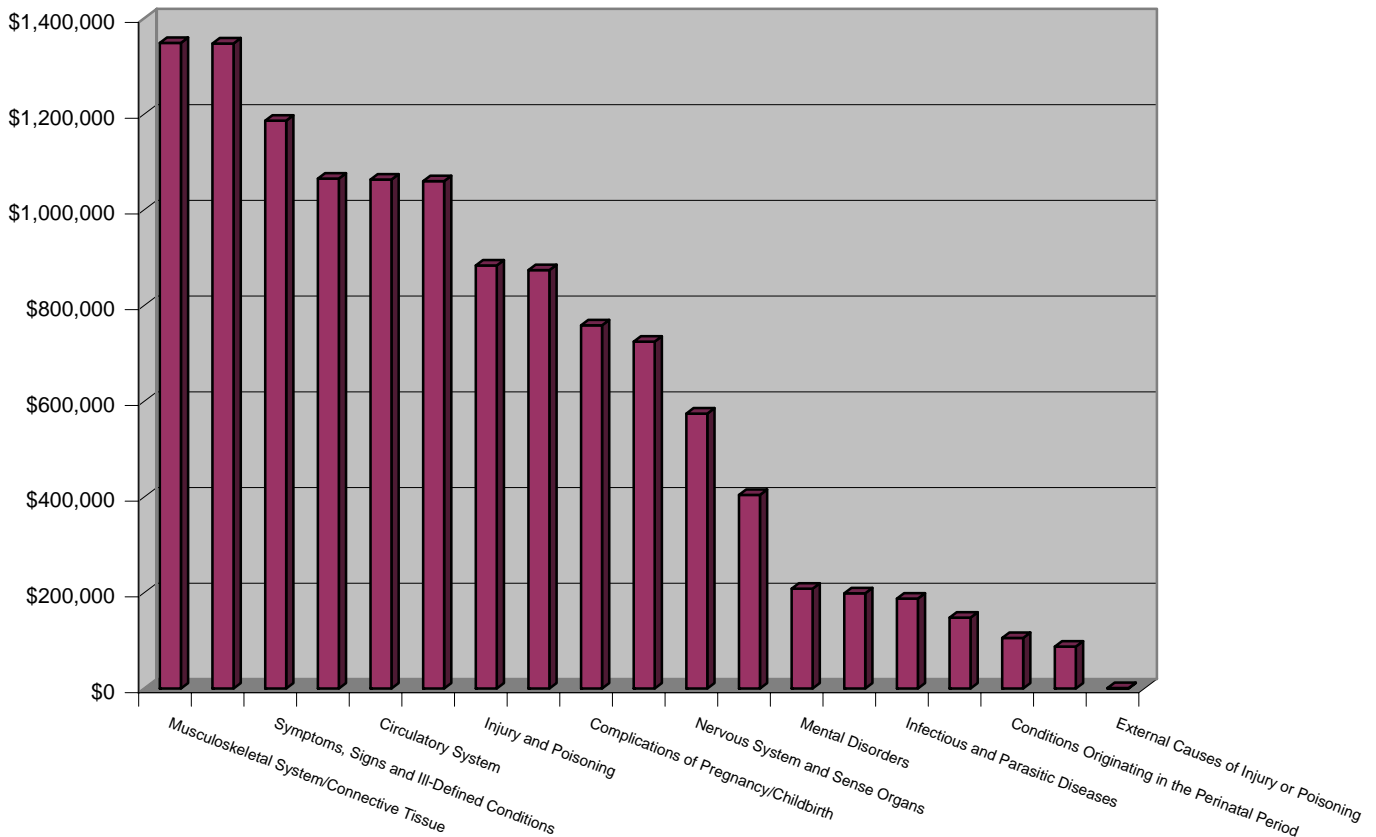


- > \$0 and < \$101
- > \$100 and < \$1,001
- > \$1,000 and < \$2,501
- > \$2,500 And < \$5,001
- > \$5000 and < \$10,001
- > \$10,000

Incurred: 03/01/2001 through 03/30/2001
Paid: 03/01/2001 through 06/30/2001

**Sample Client
Diagnosis Distribution by Paid Dollars**

Diagnosis Category	Claim Count	Charged	Paid
Diseases of the Musculoskeletal System and Connective Tissue	9,544	\$3,153,429.01	\$1,348,772.10
Neoplasms	3,823	\$2,633,970.23	\$1,347,629.94
Symptoms, Signs and Ill-Defined Conditions	9,610	\$2,725,729.13	\$1,186,480.64
Influencing Health Status and Contact With Health Services	13,850	\$2,142,841.35	\$1,065,330.78
Diseases of the Circulatory System	3,783	\$2,164,984.07	\$1,063,265.75
Diseases of the Genitourinary System	6,130	\$2,270,184.49	\$1,059,956.33
Injury and Poisoning	6,119	\$2,029,727.14	\$883,784.37
Diseases of the Digestive Systems	2,910	\$1,964,928.14	\$874,065.64
Complications of Pregnancy, Childbirth and the Puerperium	1,456	\$1,679,036.85	\$758,714.96
Diseases of the Respiratory System	10,101	\$1,585,942.53	\$724,787.61
Diseases of the Nervous System and Sense Organs	5,431	\$1,234,670.40	\$574,495.13
Endocrine, Nutritional and Metabolic Diseases and Immunity Disorders	3,919	\$812,976.99	\$404,567.19
Mental Disorders	3,174	\$668,113.24	\$208,708.33
Diseases of the Skin and Subcutaneous Tissue	3,319	\$445,660.93	\$199,004.05
Infectious and Parasitic Diseases	2,210	\$432,602.77	\$187,826.08
Congenital Anomalies	500	\$262,214.64	\$148,090.56
Certain Conditions Originating in the Perinatal Period	237	\$195,748.95	\$105,695.95
Diseases of the Blood and Blood-Forming Organs	544	\$168,747.36	\$87,606.37
External Causes of Injury or Poisoning	12	\$2,285.14	\$932.02
TOTAL	86,671	\$26,573,793.33	\$12,229,713.78

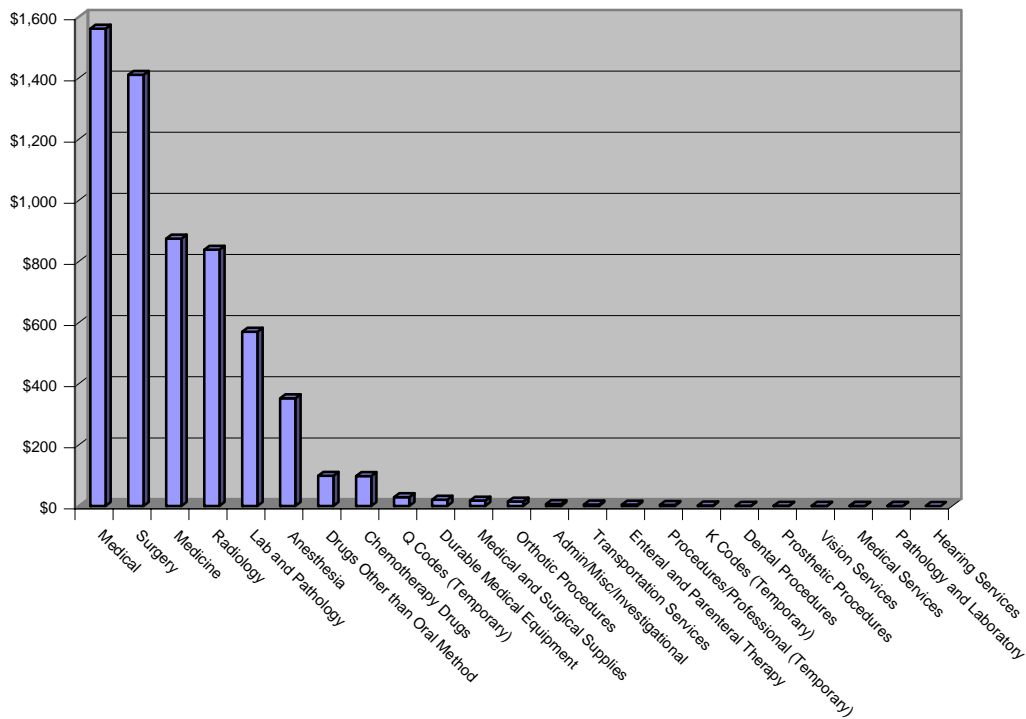


Incurred: 01/01/2001 through 03/01/2001
Paid: 01/01/2001 through 06/30/2001

Sample Client Procedure Distribution by Paid Dollars

Procedure Category	Claim Count	Charged	Paid
Medical	37,147	\$3,065,723.13	\$1,561,382.60
Surgery	10,088	\$2,969,843.13	\$1,410,418.97
Medicine	25,468	\$2,008,203.35	\$874,702.92
Radiology	10,711	\$1,661,983.55	\$838,206.40
Lab and Pathology	32,840	\$1,173,761.29	\$569,974.18
Anesthesia	880	\$589,560.10	\$352,309.69
Drugs Administered Other than Oral Method	1,627	\$138,146.51	\$98,603.45
Chemotherapy Drugs	136	\$136,603.23	\$97,826.28
Q Codes (Temporary)	94	\$41,368.04	\$28,744.37
Durable Medical Equipment	196	\$38,489.11	\$20,265.15
Medical and Surgical Supplies	461	\$27,548.55	\$17,370.93
Orthotic Procedures	184	\$23,883.59	\$14,243.63
Administrative, Miscellaneous and Investigational	51	\$8,103.17	\$5,846.88
Transportation Services Including Ambulance	18	\$8,380.11	\$4,495.36
Enteral and Parenteral Therapy	17	\$6,597.18	\$4,347.44
Procedures/Professional Services (Temporary)	231	\$5,841.15	\$3,415.03
K Codes (Temporary)	36	\$3,663.28	\$1,555.08
Dental Procedures	1	\$783.00	\$677.77
Prosthetic Procedures	6	\$812.66	\$575.71
Vision Services	10	\$1,285.00	\$440.37
Medical Services	2	\$224.17	\$134.75
Pathology and Laboratory Services	6	\$134.94	\$71.81
Hearing Services	0	\$8.67	\$7.80
TOTAL	120,208	\$11,910,946.90	\$5,905,616.55

Thousands



Incurred: 01/01/2001 through 03/01/2001
 Paid: 01/01/2001 through 06/30/2001